


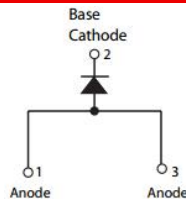
SDB2080 STANDARD RECTIFIER



Features

- Ideally Suited for Automatic Assembly
- Low Forward Voltage Drop
- Low Power Loss
- Built Strain Relief
- Plastic Case Material has UL Flammability Classification Rating 94V-O
- This is a Pb – Free Device
- All SMC parts are traceable to the wafer lot
- Additional testing can be offered upon request

Circuit Diagram



Mechanical data

- Case: Molded Plastic
- Terminals: Solder Plated , Solderable Per MIL-STD 750, Method 2026
- Weight: 1.85 grams(Approx)

Maximum Ratings and Electrical Characteristics @T_A=25°C unless otherwise specified

Single Phase, half wave, 60Hz, resistive or inductive load. For capacitive load, derate current by 20%.

Characteristic	Symbol	SDB2080	Unit
Maximum Peak Repetitive Reverse Voltage Maximum DC Blocking Voltage	V _{RRM} V _R	800	V
Maximum Average Forward Rectified Current @T _C = 105°C	I _(AV)	20	A
Non-Repetitive Peak Forward Surge Current 8.3ms Single half sine-wave superimposed on rated load (JEDEC Method)	I _{FSM}	300	A
Maximum Instantaneous Forward Voltage @I _F = 20A	V _F	1.1	V
Maximum DC Reverse Current At Rated DC Blocking Voltage @T _A = 25°C	I _R	100	uA
Maximum Thermal Resistance Junction to Case	R _{θJC}	1.3	°C/W
Operating Storage Temperature Range	T _{STG}	-40 to +150	°C
Operating Junction Temperature	T _J	-40 to +150	°C

Ratings and Characteristics Curves

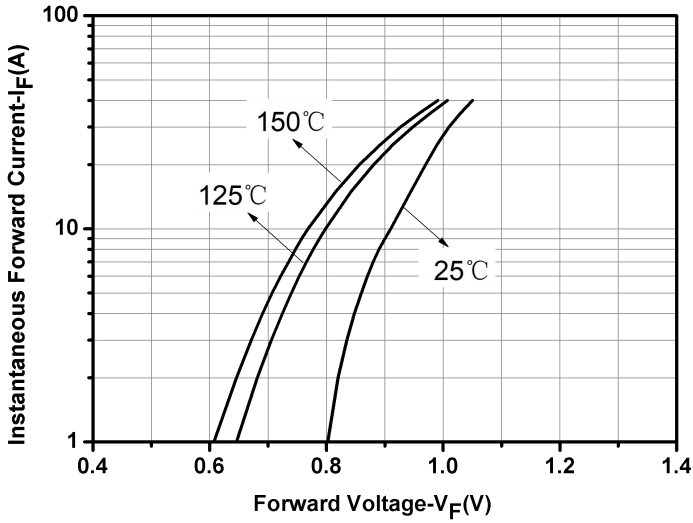


Fig.1-Typical Forward Voltage Characteristics

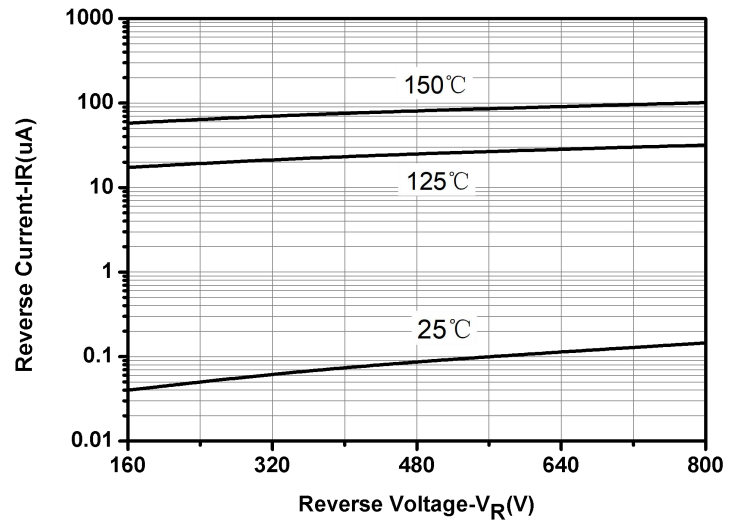


Fig.2-Typical Reverse Characteristics

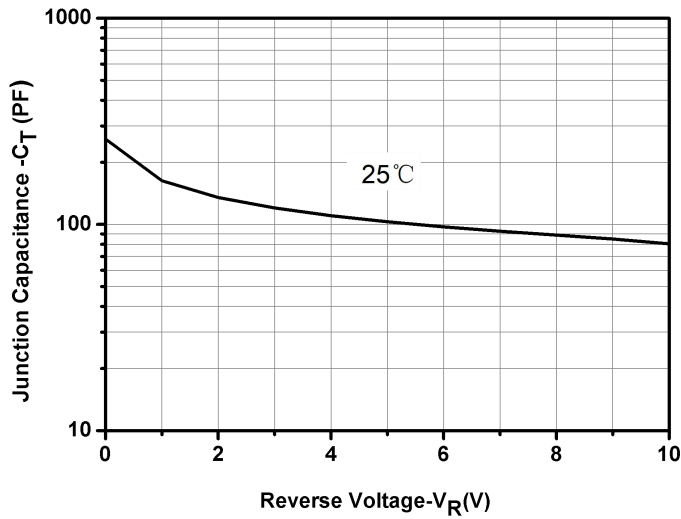
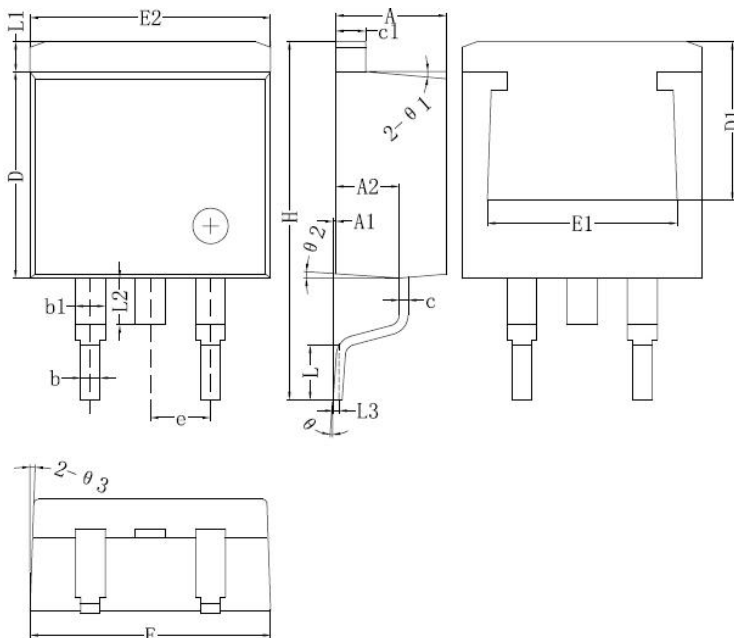


Fig.3-Capacitance vs. Reverse Voltage

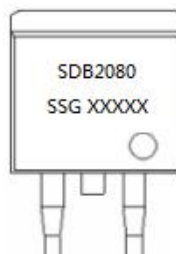
Mechanical Dimensions D2PAK


Symbol	Dimensions in millimeters	
	Min.	Max.
A	4.06	4.83
A1	0	0.26
b	0.51	0.99
b1	1.14	1.78
c	0.31	0.74
c1	1.14	1.65
D	8.38	9.65
D1	6.4	
E1	6.22	
E2	9.65	10.67
e	2.54BSC	
H	14.6	15.88
L	1.78	2.8
L1	-	1.68
L2	-	2.2
L3	0.255BSC	
Θ	0	8°

Ordering Information

Device	Package	Shipping
SDB2080	D2PAK (Pb-Free)	800pcs / reel
SDB2080TR	D2PAK (Pb-Free)	800pcs / reel

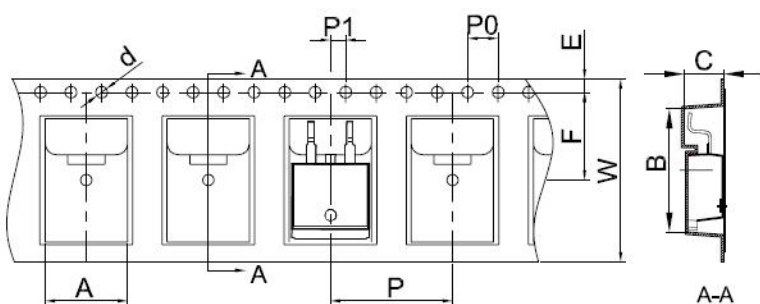
For information on tape and reel specifications, including part orientation and tape sizes, please refer to our tape and reel packaging specification.

Marking Diagram


Where XXXXX is YYWWL

SDB2080 = Part Name
 SSG = SSG
 YY = Year
 WW = Week
 L = Lot Number

Cautions: Molding resin
 Epoxy resin UL:94V-0

Carrier Tape Specification D2PAK


Symbol	Millimeters	
	Min.	Max.
A	10.70	10.90
B	16.03	16.23
C	5.11	5.31
d	1.45	1.65
E	1.65	1.85
F	11.40	11.60
P0	3.90	4.10
P	15.90	16.10
P1	1.90	2.10
W	23.90	24.30

DISCLAIMER:

1- The information given herein, including the specifications and dimensions, is subject to change without prior notice to improve product characteristics. Before ordering, purchasers are advised to contact the SMC Diode Solutions sales department for the latest version of the datasheet(s).

2- In cases where extremely high reliability is required (such as use in nuclear power control, aerospace and aviation, traffic equipment, medical equipment, and safety equipment), safety should be ensured by using semiconductor devices that feature assured safety or by means of users' fail-safe precautions or other arrangement.

3- In no event shall SMC Diode Solutions be liable for any damages that may result from an accident or any other cause during operation of the user's units according to the datasheet(s). SMC Diode Solution assumes no responsibility for any intellectual property claims or any other problems that may result from applications of information, products or circuits described in the datasheets.

4- In no event shall SMC Diode Solutions be liable for any failure in a semiconductor device or any secondary damage resulting from use at a value exceeding the absolute maximum rating.

5- No license is granted by the datasheet(s) under any patents or other rights of any third party or SMC Diode Solutions.

6- The datasheet(s) may not be reproduced or duplicated, in any form, in whole or part, without the expressed written permission of SMC Diode Solutions.

7- The products (technologies) described in the datasheet(s) are not to be provided to any party whose purpose in their application will hinder maintenance of international peace and safety nor are they to be applied to that purpose by their direct purchasers or any third party. When exporting these products (technologies), the necessary procedures are to be taken in accordance with related laws and regulations..